


Basic Understanding Of Sashiko: Unlocking the Timeless Beauty of Japanese Embroidery



Step-by-Step Make To Sashiko: Basic Understanding of Sashiko: Fast And Easy Sewing Sashiko Patterns

by John Heaton

★★★★☆ 4.8 out of 5

Language : English

File size : 34958 KB

Text-to-Speech : Enabled

Enhanced typesetting : Enabled

Lending : Enabled

Screen Reader : Supported

Print length : 54 pages



Embark on an enchanting journey into the timeless world of Sashiko, a traditional Japanese embroidery technique that captivates with its simplicity and profound beauty. Originating in the northern Tohoku region of Japan, Sashiko has evolved over centuries, serving both functional and decorative purposes. This article will provide a comprehensive guide to the basics of Sashiko, empowering you to create exquisite pieces that transcend time.

Origins and Cultural Significance

Sashiko emerged in the Edo period (1603-1868) as a means of reinforcing and repairing work clothes. The farmers and fishermen of Tohoku used Sashiko to mend their garments, creating intricate geometric patterns that added both durability and a touch of beauty to their everyday wear. Over

time, Sashiko's popularity spread throughout Japan and beyond, becoming a cherished form of textile art.

Tools and Materials

The beauty of Sashiko lies in its simplicity, requiring only a few basic tools:

- **Needle:** A sharp, thin needle, size 9 or 10 is commonly used.
- **Thread:** Traditional Sashiko thread is made from cotton and comes in a variety of colors, with indigo being the most iconic.
- **Fabric:** Cotton or linen fabric is ideal, providing a sturdy base for the embroidery.
- **Thimbles:** Optional, but thimbles can protect your fingers during extended stitching sessions.

Basic Stitches

Sashiko's distinctive geometric patterns are created using a simple running stitch. The basic stitches include:

- **Single Straight Stitch:** The most basic stitch, creating a line of parallel stitches.
- **Double Running Stitch:** Two parallel lines of stitching, creating a slightly thicker line.
- **Herringbone Stitch:** A series of overlapping diagonal stitches, forming a zigzag pattern.
- **Cross Stitch:** Two intersecting stitches that create a small "x" shape.

Geometric Patterns

Sashiko patterns are typically geometric, inspired by nature and everyday objects. Some common patterns include:

- **Asanoha:** A hexagonal leaf pattern, symbolizing growth and prosperity.
- **Shippou:** A stylized seven-treasure pattern, representing good fortune and longevity.
- **Seigaiha:** A wave pattern, representing the ocean and the ebb and flow of life.
- **Hishi:** A diamond pattern, symbolizing strength and protection.

Indigo Dyeing

Indigo dyeing is an integral part of traditional Sashiko. The natural indigo dye, derived from the leaves of the Indigofera plant, imparts a deep blue color to the thread. Indigo-dyed Sashiko pieces have a timeless beauty, with the color deepening and developing a patina over time.

Applications and Projects

Sashiko's versatility extends beyond traditional garments. It can be used to create a wide range of decorative items, including:


- **Wall hangings:** Embroidered panels that add a touch of Japanese elegance to any room.
- **Home textiles:** Sashiko-embroidered tablecloths, napkins, and pillowcases add a unique charm to your living space.
- **Accessories:** Embroider Sashiko patterns on bags, hats, and scarves for a personalized touch.

- **Quilting:** Sashiko stitching can be incorporated into quilts, adding texture and interest to your fabric creations.

Preserving Tradition and Innovation

Sashiko continues to thrive as a traditional craft, with contemporary artists exploring new ways to incorporate Sashiko into modern designs. From abstract wall hangings to wearable art, Sashiko's timeless beauty continues to inspire and captivate.

Embrace the beauty of Sashiko, a timeless Japanese embroidery technique that combines simplicity with profound visual impact. With its humble beginnings as a means of mending clothes, Sashiko has evolved into an art form cherished around the world. Whether you are a seasoned embroiderer or just starting your journey into the world of textiles, Sashiko offers an accessible and rewarding way to create exquisite pieces that will endure for years to come.




Step-by-Step Make To Sashiko: Basic Understanding of Sashiko: Fast And Easy Sewing Sashiko Patterns

by John Heaton

★★★★☆ 4.8 out of 5

Language : English
File size : 34958 KB
Text-to-Speech : Enabled
Enhanced typesetting : Enabled
Lending : Enabled
Screen Reader : Supported
Print length : 54 pages





Unravel the Enigmatic Murder of Mary Russell: A Captivating Tale of Suspense and Intrigue

Prologue: A Grisly Discovery In the quaint and seemingly idyllic town of Cranford, a gruesome discovery sends shockwaves through the community. The lifeless body of Mary...



Little Quilts: Gifts from Jelly Roll Scraps

Embrace the Art of Transforming Jelly Roll Scraps into Exquisite Quilts
Unveiling 'Little Quilts: Gifts from Jelly Roll Scraps', an...