


# Easy Read Violin Tablature And Notes: Unlocking The World Of Violin Playing



## Easy Classical Violin Tabs : Easy Read Violin Tablature and Notes by Matt Morris

★★★★★ 5 out of 5

Language : English

File size : 168866 KB

Print length : 352 pages

Screen Reader : Supported



Embark on a musical journey with our comprehensive guide to violin tablature and notes. Whether you're a complete novice or looking to enhance your skills, this book is your essential companion. Delve into the secrets of reading music, understanding fingerings, and unlocking the beauty of the violin.

## Chapter 1: Understanding Violin Tablature

In this chapter, we'll delve into the world of violin tablature - a simplified way of representing musical notes on a staff. Discover the different types of tablature, their symbols and conventions. Learn how to navigate the fingerboard, identify strings, and decode the language of tablature.

**Howls moving castle**  
Theme song

The image displays a musical score for the 'Howls moving castle' theme song. It consists of two main systems of staves. The first system includes two Violin staves (Violin I and Violin II) and two Violoncello (Vln.) staves. The Violin I part begins with a tempo marking of  $\text{♩} = 110$  and a dynamic of *f*. The Violin II part also starts with *f*. The Vln. parts follow with a dynamic of *mf*. The second system includes two Violin staves and two Violoncello staves. The Violin I part has a tempo marking of  $\text{♩} = 80$  and a dynamic of *mf*. The Violin II part has a tempo marking of  $\text{♩} = 85$  and a dynamic of *f*. The Vln. parts have a dynamic of *f*. The score is marked with 'Tutti' and includes various musical notations such as notes, rests, and slurs. A watermark 'narrative.apoobooks.com' is visible across the score.

## Chapter 2: Violin Note Reading

Embark on a journey through the world of violin note reading. Master the art of recognizing notes on the musical staff, understanding their pitch and duration. Learn how to count time signatures, identify note values, and develop a strong foundation in musical literacy.

VIOLIN

3

The image shows a page of violin sheet music. It is divided into several sections with different tempo and dynamic markings. The first section is marked 'Allegro vivace' and 'santillo', featuring a fast, rhythmic melody with a 'ritena' marking. The second section is marked 'Allegretto' and includes 'crescendo poco rall.' and 'rall.' markings. The third section is marked 'Allegretto' and includes 'crescendo e rall.', 'poco e poco', and 'stentato f' markings. The fourth section is marked 'Molto più vivo' and includes 'cresc.' and 'stringenti sempre' markings. The page number '3' is in the top right corner, and 'BOLINI-11' is in the bottom left corner.

### Chapter 3: Fingerings And Bowing Techniques

Unlock the secrets of violin fingering and bowing techniques. Discover how to hold the violin correctly, position your fingers on the strings, and create a clear and resonant sound. Learn about different bowing styles, including the basic, hooked, and détaché bows.



## **Chapter 4: Practice Exercises And Songs**

Put your newfound knowledge into practice with our curated collection of exercises and songs. Progress through a series of graded exercises designed to improve your dexterity, accuracy, and musicality. Explore a variety of songs, from traditional folk tunes to classical melodies, to enhance your repertoire and build confidence.

## Third Position Study Sheet

arranged Heather Figg

O' Come Little Children:



Allegro:



Chorus



Jingle Bell Rock:



Joy to the World:



Witches Dance



[www.MusicforYoungViolinists.com](http://www.MusicforYoungViolinists.com)

### Chapter 5: Advanced Techniques And Improvisation

As your skills grow, delve into advanced techniques that will expand your musical horizons. Explore double stops, harmonics, and vibrato to add depth and expression to your playing. Discover the art of improvisation, learning how to create your own melodies and embellishments.




With "Easy Read Violin Tablature And Notes," you'll unlock the world of violin playing. Our comprehensive guide will empower you to read music fluently, master fingering techniques, and express yourself through the beautiful melodies of the violin. Embrace the journey, and let the music flow through you.

---

### **Call-to-Action**

Free Download your copy of "Easy Read Violin Tablature And Notes" today and embark on a transformative musical adventure. With its clear explanations, engaging exercises, and inspiring songs, this book will unlock your potential and guide you towards violin mastery.

Free Download Now



## Easy Classical Violin Tabs : Easy Read Violin Tablature and Notes by Matt Morris


★★★★★ 5 out of 5

Language : English

File size : 168866 KB


Print length : 352 pages

Screen Reader : Supported



## Unravel the Enigmatic Murder of Mary Russell: A Captivating Tale of Suspense and Intrigue

Prologue: A Grisly Discovery In the quaint and seemingly idyllic town of Cranford, a gruesome discovery sends shockwaves through the community. The lifeless body of Mary...



## Little Quilts: Gifts from Jelly Roll Scraps

Embrace the Art of Transforming Jelly Roll Scraps into Exquisite Quilts Unveiling 'Little Quilts: Gifts from Jelly Roll Scraps', an...