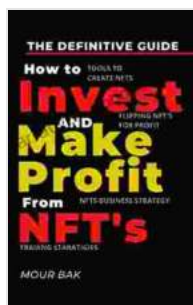


The Ultimate Beginner's Guide to Making Money with NFTs

What are NFTs?

NFTs, or non-fungible tokens, are unique digital assets that cannot be replicated or replaced. They are often used to represent ownership of digital items such as art, music, videos, and collectibles. NFTs are stored on the blockchain, which is a secure and transparent digital ledger. This makes them virtually impossible to counterfeit or steal.



How to Invest and make Profit from Nfts The Definitive Guide: Step-by-Step Guide for Beginners to Easily Learn and Making Money with Non-Fungible Tokens How to Successfully Create, Trade NFTs by Allan Small

★★★★☆ 4.7 out of 5

Language : English

File size : 3301 KB

Print length : 88 pages

Lending : Enabled

Screen Reader : Supported



Why are NFTs valuable?

NFTs are valuable for several reasons. First, they are rare and unique. Unlike fungible tokens such as Bitcoin and Ethereum, which are interchangeable, each NFT is one-of-a-kind. This makes them highly collectible and desirable.

Second, NFTs are verifiable. Because they are stored on the blockchain, it is easy to prove ownership of an NFT. This makes them a safe and secure way to store and trade digital assets.

Third, NFTs are portable. They can be easily transferred from one wallet to another. This makes them easy to trade and sell.

How can I make money with NFTs?

There are several ways to make money with NFTs. One way is to create and sell your own NFTs. You can create NFTs of your own art, music, videos, or other digital assets. Once you have created an NFT, you can sell it on NFT marketplaces such as OpenSea and Rarible.

Another way to make money with NFTs is to trade them. You can buy and sell NFTs on NFT marketplaces. If you buy an NFT at a low price and sell it at a higher price, you can make a profit.

Finally, you can also earn money from NFTs by investing in them. You can buy NFTs and hold them for a long period of time. If the value of the NFT increases, you can sell it for a profit.

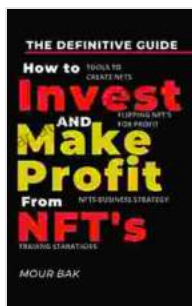
Getting started with NFTs

If you are interested in getting started with NFTs, there are a few things you need to do.

1. Create a crypto wallet. You will need a crypto wallet to store your NFTs. There are many different crypto wallets available, so you can choose one that best suits your needs.

2. Fund your wallet. Once you have created a crypto wallet, you will need to fund it with cryptocurrency. You can buy cryptocurrency on exchanges such as Coinbase and Binance.
3. Create an NFT. Once you have funded your wallet, you can start creating NFTs. You can create NFTs of your own art, music, videos, or other digital assets. There are many different NFT marketplaces available, so you can choose one that best suits your needs.
4. Sell your NFT. Once you have created an NFT, you can sell it on NFT marketplaces. There are many different NFT marketplaces available, so you can choose one that best suits your needs.

NFTs are a new and exciting way to make money online. They are still in their early stages of development, but they have the potential to revolutionize the digital economy. If you are interested in getting started with NFTs, there are a few things you need to do. Create a crypto wallet, fund your wallet, create an NFT, and sell your NFT. With a little effort, you can start making money with NFTs today.



How to Invest and make Profit from Nfts The Definitive Guide: Step-by-Step Guide for Beginners to Easily Learn and Making Money with Non-Fungible Tokens

How to Successfully Create, Trade NFTs by Allan Small

★★★★☆ 4.7 out of 5

Language : English

File size : 3301 KB


Print length : 88 pages

Lending : Enabled

Screen Reader : Supported

FREE

DOWNLOAD E-BOOK



Unravel the Enigmatic Murder of Mary Russell: A Captivating Tale of Suspense and Intrigue

Prologue: A Grisly Discovery In the quaint and seemingly idyllic town of Cranford, a gruesome discovery sends shockwaves through the community. The lifeless body of Mary...



Little Quilts: Gifts from Jelly Roll Scraps

Embrace the Art of Transforming Jelly Roll Scraps into Exquisite Quilts Unveiling 'Little Quilts: Gifts from Jelly Roll Scraps', an...