


# The Ultimate Guide to Learning the Ukulele



## Ukulele Tips For Beginners: A Practical And Simple Guide To Learning To Play The Ukulele: A Simple Guide To Learning To Play The Ukulele by Allen Wolf

★★★★☆ 4.2 out of 5

Language : English  
File size : 7072 KB  
Text-to-Speech : Enabled  
Screen Reader : Supported  
Enhanced typesetting : Enabled  
Print length : 176 pages  
Lending : Enabled



The ukulele is a small, portable instrument that is perfect for beginners. It is easy to learn to play, and it can be a lot of fun. This guide will teach you everything you need to know to get started playing the ukulele, from choosing the right instrument to mastering advanced techniques.

## Chapter 1: Choosing the Right Ukulele

The first step to learning to play the ukulele is to choose the right instrument. There are many different types of ukuleles available, so it is important to do your research before you make a Free Download.

The most important factors to consider when choosing a ukulele are:

- **Size:** Ukuleles come in four different sizes: soprano, concert, tenor, and baritone. Soprano ukuleles are the smallest and have the highest

pitch, while baritone ukuleles are the largest and have the lowest pitch. The most popular size for beginners is the concert ukulele.

- **Body shape:** Ukuleles come in a variety of body shapes, including pineapple, cutaway, and dreadnought. The body shape affects the sound of the ukulele, so it is important to choose a shape that you like.
- **Wood:** Ukuleles can be made from a variety of woods, including mahogany, koa, and cedar. The type of wood used affects the sound and appearance of the ukulele.

## Chapter 2: Getting Started

Once you have chosen a ukulele, it is time to get started learning to play. The first step is to learn how to hold the ukulele. The ukulele is held in the same way as a guitar, with the left hand on the neck and the right hand on the strings.

The next step is to learn how to strum the strings. Strumming is the most basic technique used to play the ukulele. There are many different strumming patterns, so it is important to practice until you find one that you like.

## Chapter 3: Basic Chords

Once you have mastered strumming, you can start to learn how to play basic chords. Chords are combinations of notes that are played together. There are many different chords that can be played on the ukulele, but the most common ones are C, G, D, and Am.

To play a chord, you simply place your fingers on the strings at the correct frets. The frets are the metal bars that divide the neck of the ukulele into

different sections. Each fret represents a different note.

## Chapter 4: Advanced Techniques


Once you have mastered basic chords, you can start to learn more advanced techniques. These techniques include fingerpicking, barre chords, and harmonics.

Fingerpicking is a technique that involves plucking the strings with your fingers instead of strumming them. This technique allows you to play more complex and melodic pieces.

Barre chords are chords that are played by placing your index finger across all of the strings at the same fret. Barre chords can be difficult to master, but they allow you to play a wider range of chords.

Harmonics are sounds that are produced by lightly touching the strings at certain points. Harmonics can add a unique and interesting sound to your playing.

Learning to play the ukulele is a fun and rewarding experience. With a little practice, you can master the basic techniques and start playing your favorite songs. This guide has provided you with everything you need to know to get started, so now it is time to pick up your ukulele and start playing.




### Ukulele Tips For Beginners: A Practical And Simple Guide To Learning To Play The Ukulele: A Simple Guide To Learning To Play The Ukulele by Allen Wolf

★★★★☆ 4.2 out of 5

Language : English

File size : 7072 KB  
Text-to-Speech : Enabled  
Screen Reader : Supported  
Enhanced typesetting : Enabled  
Print length : 176 pages  
Lending : Enabled



## Unravel the Enigmatic Murder of Mary Russell: A Captivating Tale of Suspense and Intrigue

Prologue: A Grisly Discovery In the quaint and seemingly idyllic town of Cranford, a gruesome discovery sends shockwaves through the community. The lifeless body of Mary...



## Little Quilts: Gifts from Jelly Roll Scraps

Embrace the Art of Transforming Jelly Roll Scraps into Exquisite Quilts Unveiling 'Little Quilts: Gifts from Jelly Roll Scraps', an...