

Unleash Your Creativity with Simple Needle Felting Projects for Beginners

Are you ready to embark on a delightful journey into the world of needle felting? This comprehensive guide is your perfect companion, designed specifically for those taking their first steps into this captivating craft.

Whether you're a complete novice or have dabbled in felting before, we'll guide you through the basics, help you gather the essential materials, and provide you with a collection of easy-to-follow projects that will transform you into a skilled crafter in no time.

Delving into the Art of Needle Felting



Needle Felting Tutorials: Simple Needle Felting Projects for Beginners by Paul Mees

★★★★★ 4.9 out of 5

Language : English
File size : 37002 KB
Text-to-Speech : Enabled
Screen Reader : Supported
Enhanced typesetting : Enabled
Print length : 74 pages
Lending : Enabled
X-Ray for textbooks : Enabled

FREE

DOWNLOAD E-BOOK



Needle felting is a captivating craft that involves using a specialized barbed needle to entangle wool fibers, gradually shaping them into three-dimensional forms. This unique technique allows you to create a vast array of charming objects, from adorable animals to whimsical decorations and even practical items like coasters and bags.

The beauty of needle felting lies in its accessibility. With a few basic materials and a touch of patience, anyone can master this craft. So, let's gather the essential supplies and dive into the wonderful world of needle felting!

Must-Have Materials for Needle Felting Beginners

- **Felting needles:** These specialized needles feature tiny barbs that catch and entangle wool fibers.
- **Wool roving:** This raw wool is available in a wide range of colors and textures, providing endless possibilities for your creations.
- **Foam pad:** A firm foam pad provides a stable surface for felting, protecting your work surface and making the process more comfortable.
- **Scissors:** Sharp scissors are essential for trimming and shaping your creations.

Easy Needle Felting Projects for Beginners

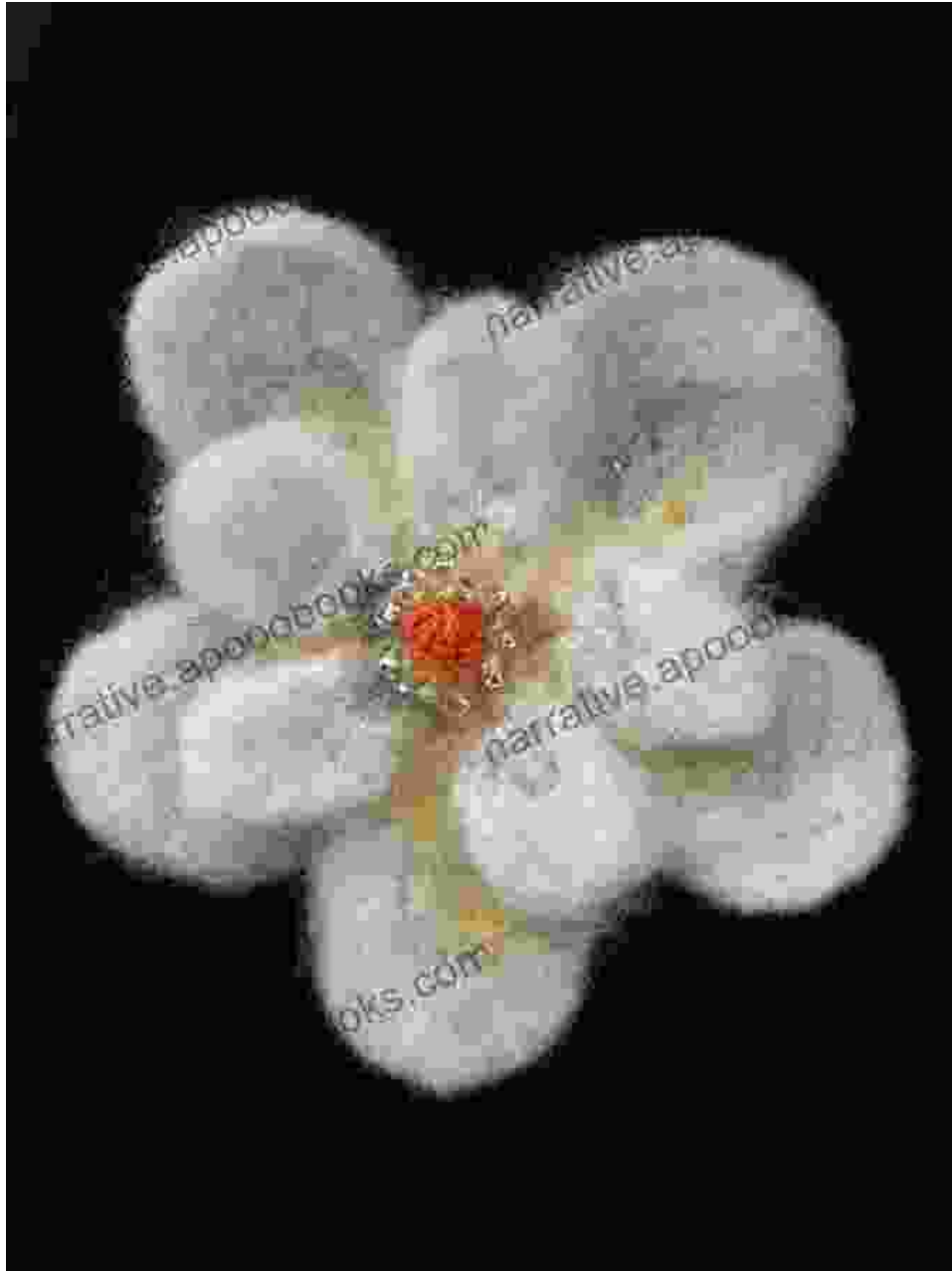
Now that you have the basics covered, let's dive into some beginner-friendly projects that will help you hone your skills and create adorable felted objects.

1. Felted Wool Balls



These charming wool balls are a great starting point for beginners. With just a few simple steps, you can create a vibrant collection of balls in various sizes and colors, perfect for decorating your home or making into a garland.

2. Needle Felted Flower Brooch



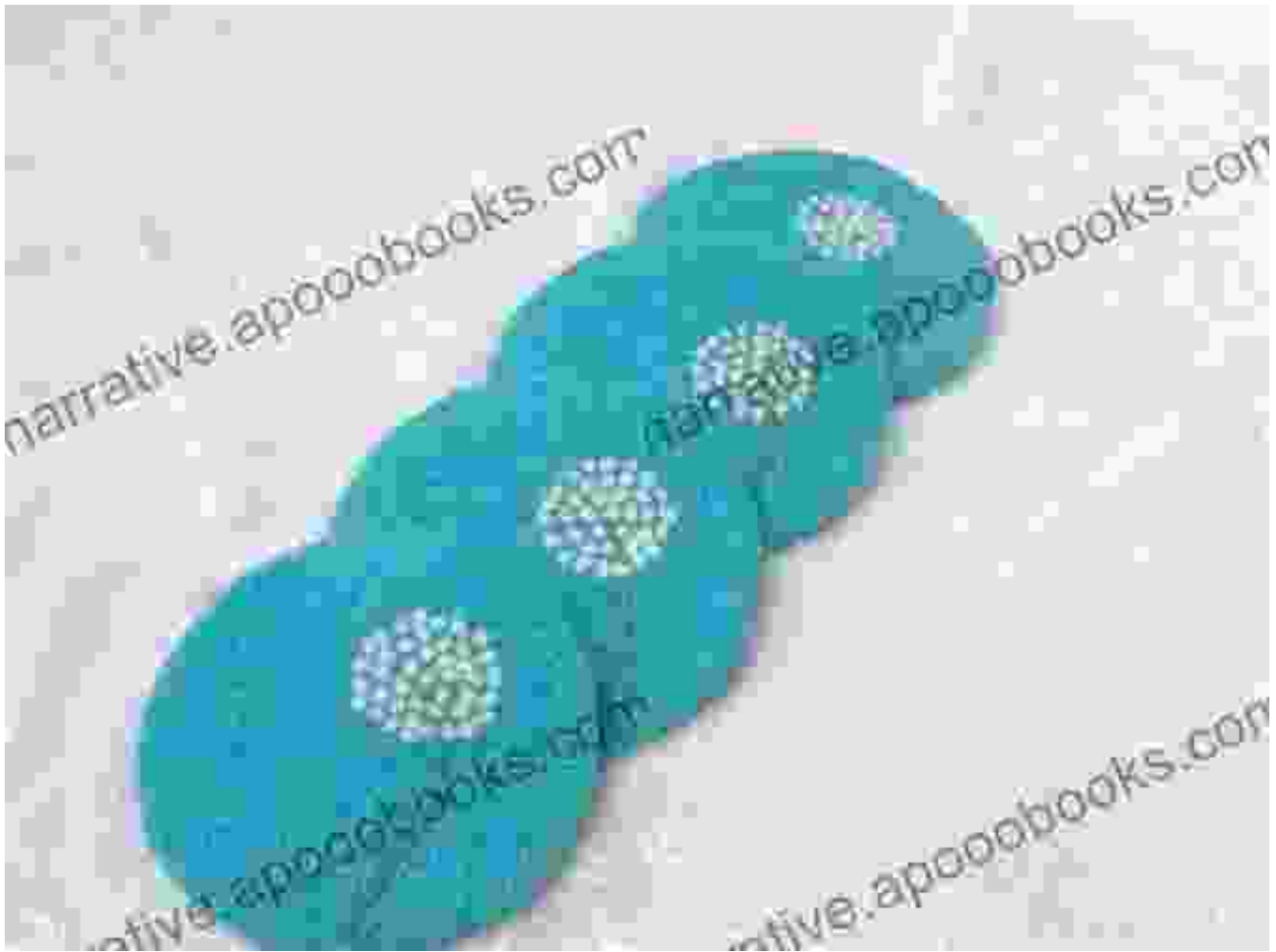
Add a touch of floral charm to your outfit with this elegant needle felted flower brooch. Layer different colors of wool to create realistic petals and add a touch of embroidery for a finishing touch.

3. Felted Animal Keychains



Create adorable animal keychains that will brighten up your keys or backpack. Choose your favorite animals, such as cats, dogs, or bunnies, and bring them to life with needle felting.

4. Needle Felted Coasters



Protect your surfaces in style with these unique needle felted coasters. Experiment with different patterns and colors to create coasters that complement your home décor.

5. Felted Pencil Toppers



Make writing more fun with these whimsical felted pencil toppers. Transform ordinary pencils into magical wands, cute animals, or inspirational figures.

Tips for Needle Felting Success

- **Use sharp needles:** Dull needles can damage the wool fibers and make the felting process more difficult.
- **Stab repeatedly:** The key to successful needle felting is to stab the wool repeatedly in the same area until the fibers entangle and form a cohesive shape.
- **Apply even pressure:** Avoid using too much force, as this can damage the wool. Instead, apply gentle but consistent pressure to shape the fibers.
- **Work in layers:** For larger projects, work in layers to gradually build up the shape and density of your creation.

Needle felting is a delightful and rewarding craft that can bring hours of joy and creativity into your life. With the guidance of this article, you have everything you need to get started on your needle felting journey. Gather your materials, choose a project that inspires you, and let your imagination soar as you create charming felted objects that will bring a smile to your face.

So, what are you waiting for? Dive into the world of needle felting today and unleash your inner artist!



Needle Felting Tutorials: Simple Needle Felting Projects for Beginners


by Paul Mees

★★★★☆ 4.9 out of 5

Language : English
File size : 37002 KB
Text-to-Speech : Enabled
Screen Reader : Supported
Enhanced typesetting : Enabled
Print length : 74 pages

Lending : Enabled

X-Ray for textbooks : Enabled



Unravel the Enigmatic Murder of Mary Russell: A Captivating Tale of Suspense and Intrigue

Prologue: A Grisly Discovery In the quaint and seemingly idyllic town of Cranford, a gruesome discovery sends shockwaves through the community. The lifeless body of Mary...



Little Quilts: Gifts from Jelly Roll Scraps

Embrace the Art of Transforming Jelly Roll Scraps into Exquisite Quilts Unveiling 'Little Quilts: Gifts from Jelly Roll Scraps', an...